

straightcurve®


Specifications

75mm Flexline™

LENGTH 2200mm | TOP THICKNESS 6mm

FINISHES

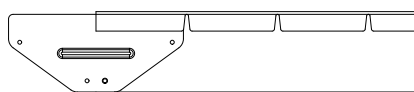
- Galvanised Steel
- Weathering Steel



Steel plate thickness 1.6mm

SOLD AS SET INCLUDING

- ✓ Connector plate (pre-attached)
- ✓ 3 x galvanised spikes, 300mm long



Installation guide

75mm Flexline™

Scan me for
installation video!

Scan code for installation video
or follow the link below
www.straightcurve.info/020



VIEW VIDEO



PREPARATIONS

Level the base before you start; compacting the base is recommended. This product can be used on a sandy base as well as on compacted roadbase.

Note: This edge allows gentle sloping

CORNERS

Corners are bent in by hand and shaped up with a mallet where required.

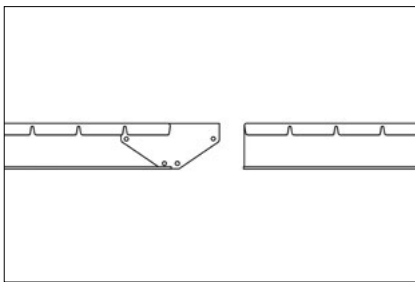
REQUIRED FIXINGS

- ☑ 2 x Tek Screws (12G x 16mm) or
- ☑ 2 x pop rivets (4mm shaft)

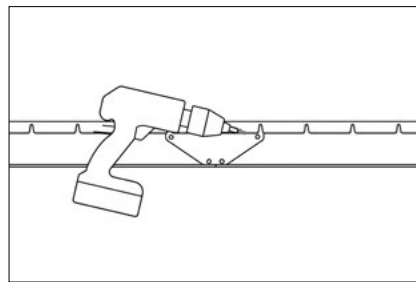
TIP

- ☑ Point the feet inward if infilling with crush or stone for a path. Compacting the fill then increases the strength of the edge.
- ☑ Position whole run first before fixing in place, starting from one end.
- ☑ One length makes a tight 70cm diameter circle.

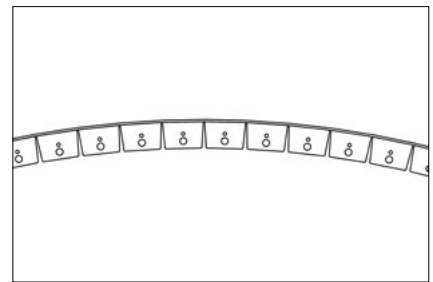
STEP 1 - JOIN



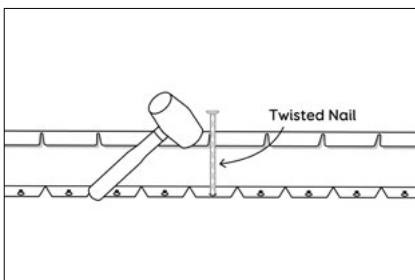
STEP 2 - SCREW (OR RIVET)



STEP 3 - FLEX



STEP 4 - FIX



CORNER - BEND TAB BEFORE SHAPING OUT

